



### District Report Card: 2017


<b>State:</b> Uttarakhand	<b>District:</b> Chamoli
<b>Class:</b> 8	<b>Subject:</b> Language
<b>Schools:</b> 51	<b>Students:</b> 903


### Participation/Coverage


#### Students

<div>GENDER</div> <div></div>	Boys		Girls	
	Number	%	Number	%
	418	46.29	485	53.71

<div>AREA</div> <div></div>	Rural		Urban	
	Number	%	Number	%
	803	88.93	100	11.07

<div>CATEGORY</div> <div></div>	SC		ST		OBC		GEN	
	Number	%	Number	%	Number	%	Number	%
	320	35.44	5	0.55	15	1.66	563	62.35

<div>CWSN</div> <div></div>	LD	VI	HI	S&LD	ID	Oth
	2	1	1	0	1	9

<div>Management</div> <div></div>	Government		Government-aided	
	Number	%	Number	%
	873	96.68	30	3.32

### Average Performance of Students in Language (%)

Overall	Gender		Area		Management		Social Group			
	Male	Female	Rural	Urban	Govt.	Aided	SC	ST	OBC	GEN
57.69	56.41	58.79	56.86	64.33	57.50	63.33	54.00	73.33	55.11	59.72

### Performance on Learning Outcomes (LOs)

Learning Outcomes	Description	Average Performance(%)
L813	Read textual/non-textual materials with comprehension and identifies the details, characters, main idea and sequence of ideas and events while reading	57.69

Range of Performance of Students who Answered Correctly							
Below 30%		30% - 50%		50% - 75%		Above 75%	
Number	%	Number	%	Number	%	Number	%
124	13.73	177	19.60	401	44.41	201	22.26

### Lowest Performing Learning Outcomes (LOs)

1 - Read textual/non-textual materials with comprehension and identifies the details, characters, main idea and sequence of ideas and events while reading (57.69)